

**SERIES**

**SPD73R & SPD74R  
SPD73 & SPD74**

**Shielded Surface Mount Inductors**

RoHS  
Compliant

Traditional  
First Quality

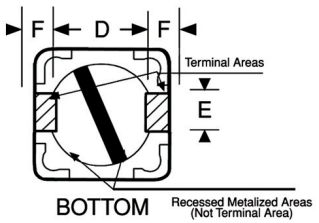
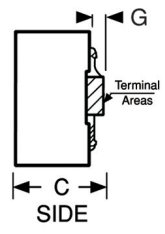
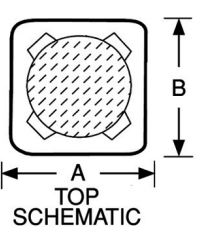
DASH NUMBER\*

INDUCTANCE (μH) ±20%

TEST FREQUENCY (kHz)

DC RESISTANCE  
MAXIMUM (OHMS)

CURRENT RATING  
TYPICAL (AMPS)



**Physical Parameters**

	Inches	Millimeters
A	0.287 ± .020	7.3 ± 0.5
B	0.287 ± .020	7.3 ± 0.5
C	0.185 Max.	4.7 Max. (Series SPD74)
C	0.153 Max.	3.9 Max. (Series SPD73)
D	0.200 ± 0.020	5.0 ± 0.5
E	0.088 ± 0.020	2.2 ± 0.5
F	0.042 ± 0.020	1.0 ± 0.5
G	0.015 Ref. only	0.38 Ref. only

**Mechanical Configuration** Units designed for surface mounting; ferrite core and ferrite sleeve

**Operating temperature range** -55°C to +125°C

**Application Frequency Range**

Values 1.2μH to 10μH to 1.0 MHz Min.  
Values above 10μH to 300 kHz Min.

**Current Rating at 25°C Ambient** The maximum DC current that will cause a 40°C maximum temperature rise and where the inductance will not decrease by more than 10% from its zero DC value

**Marking** For values lower than 10 H the R indicates a decimal point and the remaining digits indicate the inductance in H. For values 10 H and above, the first two digits indicate the inductance in H and the third digit indicates the number of trailing zeros where a zero indicates that there are no trailing zeros.

Example: SPD73R-122M (1.2 H)  
1R2

Example: SPD74R-105M (1,000 H)  
102

**Packaging** Tape & reel (16mm):

13" reel, 1000 pieces max.; 7" reel not available

**SERIES SPD73 FERRITE CORE & SLEEVE**

-122M	1.2	100	0.02	5.30
-242M	2.4	100	0.032	4.50
-352M	3.5	100	0.035	4.00
-472M	4.7	100	0.050	3.50
-682M	6.8	100	0.065	3.00
-103M	10	100	0.067	2.50
-123M	12	1.0	0.080	2.25
-153M	15	1.0	0.091	2.00
-183M	18	1.0	0.14	1.80
-223M	22	1.0	0.19	1.75
-273M	27	1.0	0.21	1.60
-333M	33	1.0	0.24	1.35
-393M	39	1.0	0.32	1.25
-473M	47	1.0	0.36	1.16
-563M	56	1.0	0.47	1.10
-683M	68	1.0	0.52	1.05
-823M	82	1.0	0.69	0.95
-104M	100	1.0	0.79	0.85
-124M	120	1.0	0.84	0.80
-154M	150	1.0	0.89	0.70
-184M	180	1.0	1.45	0.62
-224M	220	1.0	1.65	0.57
-274M	270	1.0	2.31	0.52
-334M	330	1.0	2.62	0.50
-394M	390	1.0	2.94	0.48
-474M	470	1.0	4.18	0.38
-564M	560	1.0	4.67	0.35
-684M	680	1.0	5.73	0.31
-824M	820	1.0	6.54	0.30
-105M	1000	1.0	9.44	0.26

**SERIES SPD74 FERRITE CORE & SLEEVE**

-122M	1.2	100	0.025	8.0
-242M	2.4	100	0.03	5.50
-352M	3.5	100	0.034	5.0
-472M	4.7	100	0.038	3.70
-682M	6.8	100	0.042	3.50
-103M	10	100	0.049	2.50
-123M	12	1.0	0.038	2.40
-153M	15	1.0	0.081	2.30
-183M	18	1.0	0.091	2.15
-223M	22	1.0	0.11	2.00
-273M	27	1.0	0.15	1.70
-333M	33	1.0	0.17	1.50
-393M	39	1.0	0.23	1.35
-473M	47	1.0	0.26	1.30
-563M	56	1.0	0.35	1.20
-683M	68	1.0	0.38	1.10
-823M	82	1.0	0.43	1.04
-104M	100	1.0	0.61	0.86
-124M	120	1.0	0.66	0.84
-154M	150	1.0	0.88	0.70
-184M	180	1.0	0.98	0.68
-224M	220	1.0	1.17	0.60
-274M	270	1.0	1.64	0.55
-334M	330	1.0	1.86	0.50
-394M	390	1.0	2.85	0.45
-474M	470	1.0	3.01	0.40
-564M	560	1.0	3.62	0.37
-684M	680	1.0	4.63	0.34
-824M	820	1.0	5.2	0.31
-105M	1000	1.0	6.0	0.26

\*Complete part # must include series # PLUS the dash #

For surface finish information, refer to [www.delevanfinishes.com](http://www.delevanfinishes.com)